

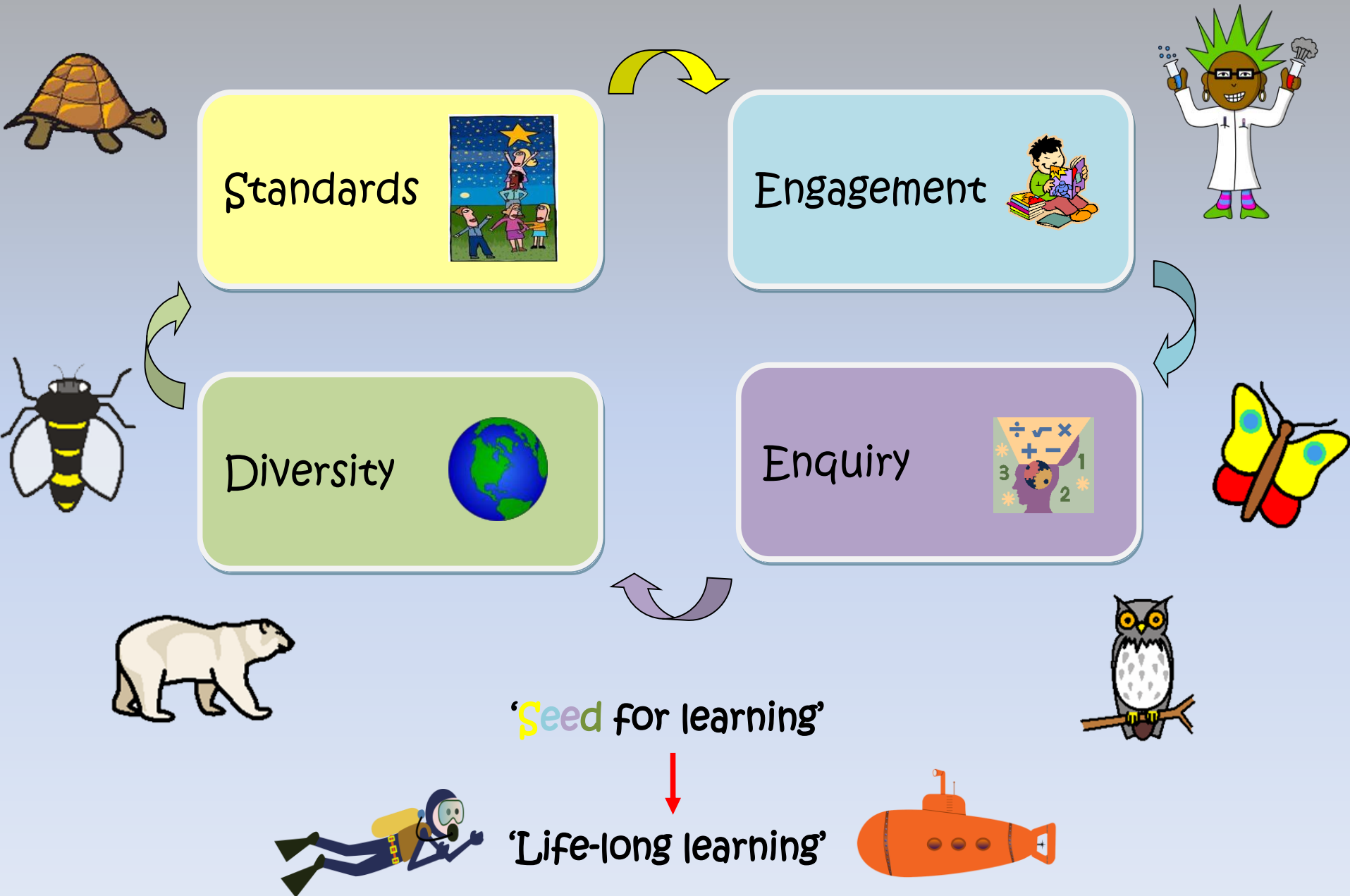


Phonics Portfolio

WEST HOVE
INFANT SCHOOL
.....
A family of friends



Curriculum Drivers : S.E.E.D.



Phonics at West Hove Infants

Phonics - a simple overview

Phonics is a way of teaching children to read and **spell** quickly and skilfully. They are taught how to:

Recognise the **sounds** that each individual letter represents

Identify the sounds that different combinations of letters represent (e.g. 'ch' or 'ai')

Blend these sounds together from left to right to make a word



How we teach phonics



At West Hove Infants, we teach a systematic programme of phonics as outlined in **Letters and Sounds**, which supports speaking, listening, reading and writing.

Phonics teaches children what sound each letter makes – this is the first step in children learning how to read. Children will begin to recognise letters and the sounds they make, which they then use to blend sounds together for reading, and segment them when writing.

The school uses the Letters and Sounds programme, as well as using the **Jolly Phonics** approach in Reception, in conjunction with early reading skills. Jolly Phonics helps us to introduce letters and their corresponding sounds through stories, action, songs and jingles. These activities encourage all types of learners.




How we teach phonics



During Key Stage 1, the children build on this knowledge of Letters and Sounds by using **Phonics Play** resources, alongside other useful and engaging resources.

In Year One the children take part in a **statutory phonics screening check** in which they apply their phonics knowledge to read real and pseudo words.

In Year Two the children recap sounds taught in Year One with a stronger focus on spellings and '**best bets**'.



A phonics lesson at West Hove

Phonics lessons at West Hove are:

- ✓ Fun
- ✓ Pacey
- ✓ Systematic



Every lesson follows the successful structure of:

- ✓ Revisit
- ✓ Teach
- ✓ Practise
- ✓ Apply
- ✓ Assess

Daily 15-25 minute lessons of Discrete teaching.



Having fun with phonics!

At West Hove Infants we believe that phonics should be **fun and engaging!** We incorporate many active and highly visual resources into our teaching and learning.




Having fun with phonics!



I love coming to the front and being 'the teacher.'

We're being Digraph Detectives!



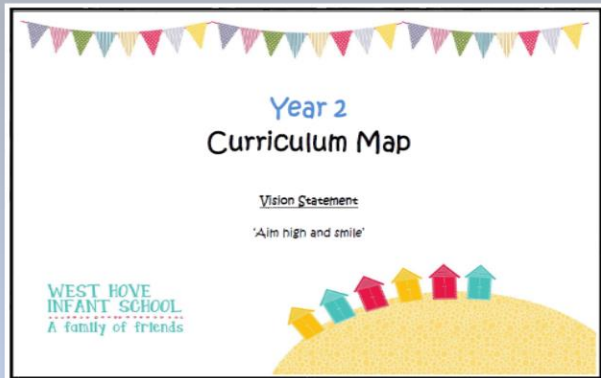
Intervention and Extension Groups

Phonics interventions are tailored and targeted according to individual need and children are identified through our close monitoring and assessment system. Teachers, Teaching Assistants and Parent/Carer Helpers work with small groups throughout the year to boost progress and to extend children's learning.

We're on a
Trigraph Hunt!



Curriculum Overview



Our Curriculum Maps and Termly Overviews detail all of the opportunities for the teaching and learning of **PHONICS** throughout each year.

Please go to OUR WEBSITE:
<http://www.westhoveinfants.co.uk/our-curriculum/schemes-of-work/>
to see our English curriculum planning in full.

ss-'Aim High and Smile!'

English	During Term 1
Reading	Into the Jungle

But over segmenting and blending!

ile

and organization.

and language.

- Make links between the book they are reading and other books they have read, real-life experiences or films they have seen.
- Public:
 - Listen to a range of new types, including fiction and non-fiction.
 - Read and listen to poetry and learn some poems by heart.
 - Become familiar with a wide range of texts of different lengths.
 - Discuss books.
 - Frequent reading with other year groups.
 - Celebrate reading at events like World Book Day.

¹ Teachers should compare the books that their pupils read with those provided for the key stage 1 reading test developed by STA. At West Hove Infants, Gold and Silver bands books are used as an age-related expectations benchmark.
² Teachers should refer to the spelling appendix to the national curriculum (English Appendix 1) to exemplify the words that pupils should be able to read as well as spell.
³ Approximately 90 words per minute is a good indicator of when children start to read with sufficient fluency to focus on their understanding, but some pupils read slower than this while still being able to do so.

Learning Expectations

- Use co-ordinates (e.g. on and / but) and some subordination (e.g. when / if / that / because) to join clauses.
- Segment spoken words into phonemes and represent these by graphemes, spelling many of these words correctly and making phonically plausible attempts at others.
- Give many correct excursion words.
- Use cursive handwriting.
- Form capital letters and digits of the correct size, orientation and relationship to one another and to lower case letters.
- Use spacing between words that reflects the size of the letters.
- Revisit, evaluate and polish their writing.
- Publish and share work to celebrate their achievements.

Range of Opportunities

- Non Fiction
 - Alien Fact File
- Poetry
 - Rainforest description
- Fiction: Narrative
 - The Magic pebble

¹ These are detailed in the word lists within the spelling appendix to the national curriculum (English Appendix 1). Teachers should refer to these to exemplify the words that pupils should be able to spell.

ss-'Aim High and Smile!'

to support reading and writing.
ts, stories and non-fiction texts to re-cre-
ates.
the.

Writing

non-fiction texts and poetry.
and use ambiguous language.
logical errors and full stop.
quies.

to support reading and writing.
ts, stories and non-fiction texts to re-cre-
ates.
the.

Writing

non-fiction texts and poetry.
and use ambiguous language.
logical errors and full stop.
quies.

to support reading and writing.
ts, stories and non-fiction texts to re-cre-
ates.
the.

Writing

non-fiction texts and poetry.
and use ambiguous language.
logical errors and full stop.
quies.

to support reading and writing.
ts, stories and non-fiction texts to re-cre-
ates.
the.

Writing

non-fiction texts and poetry.
and use ambiguous language.
logical errors and full stop.
quies.

to support reading and writing.
ts, stories and non-fiction texts to re-cre-
ates.
the.

Writing

non-fiction texts and poetry.
and use ambiguous language.
logical errors and full stop.
quies.

to support reading and writing.
ts, stories and non-fiction texts to re-cre-
ates.
the.

Writing

non-fiction texts and poetry.
and use ambiguous language.
logical errors and full stop.
quies.

to support reading and writing.
ts, stories and non-fiction texts to re-cre-
ates.
the.

Writing

non-fiction texts and poetry.
and use ambiguous language.
logical errors and full stop.
quies.

to support reading and writing.
ts, stories and non-fiction texts to re-cre-
ates.
the.

Writing

non-fiction texts and poetry.
and use ambiguous language.
logical errors and full stop.
quies.

to support reading and writing.
ts, stories and non-fiction texts to re-cre-
ates.
the.

Writing

non-fiction texts and poetry.
and use ambiguous language.
logical errors and full stop.
quies.

to support reading and writing.
ts, stories and non-fiction texts to re-cre-
ates.
the.

Writing

non-fiction texts and poetry.
and use ambiguous language.
logical errors and full stop.
quies.

to support reading and writing.
ts, stories and non-fiction texts to re-cre-
ates.
the.

Writing

non-fiction texts and poetry.
and use ambiguous language.
logical errors and full stop.
quies.

to support reading and writing.
ts, stories and non-fiction texts to re-cre-
ates.
the.

Writing

non-fiction texts and poetry.
and use ambiguous language.
logical errors and full stop.
quies.

to support reading and writing.
ts, stories and non-fiction texts to re-cre-
ates.
the.

Writing

non-fiction texts and poetry.
and use ambiguous language.
logical errors and full stop.
quies.

to support reading and writing.
ts, stories and non-fiction texts to re-cre-
ates.
the.

Writing



Community Involvement...

Parent / Carer Helpers



We love having
parent/ carer
helpers at West
Hove Infants and
invite volunteers in
for an informal
training on how to
support phonics
teaching in the
classroom.



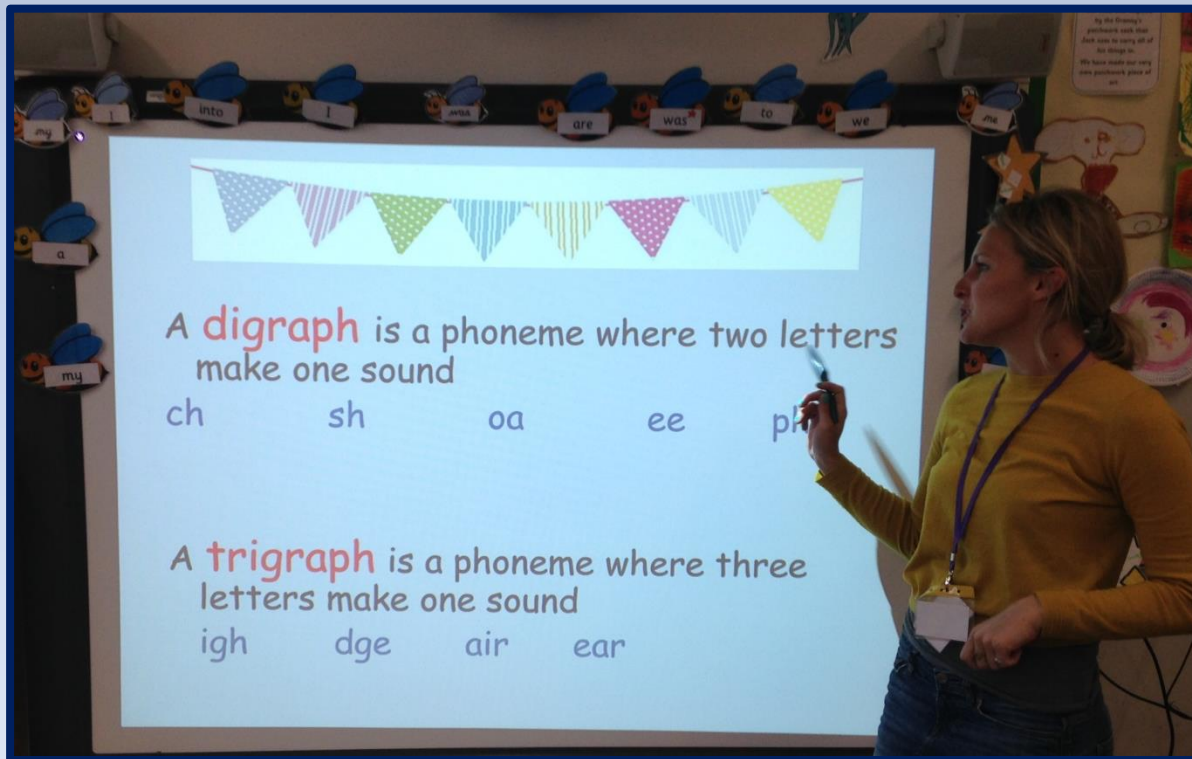
Helping your child at home...

Parent / Carer Phonics Talks

Every year, West Hove Infants invites parents and carers to a **Reading Talk**.

We share how reading is taught in our school and give ideas of how to support children with phonics at home in a **fun and engaging** way.

DO COME!



Helping your child at home...

Each week Year 1 and Year 2 send out phonics and/or spelling homework.

This is always based on what we have been learning in class and will include a different activity each week.

The children should be able to complete this fairly independently and may even be able to teach you a thing or two!

See examples on the right!

WEST HOVE INFANT SCHOOL
A family of friends

Year 1 Home Learning Week ending 7/5/21

Phonics - Sounds of the week

Spelling

Counting activity

Challenge: I have 5 bags of oranges. In each bag I have 10 oranges. How many oranges do I have altogether?

WEST HOVE INFANT SCHOOL
A family of friends

Year 2 Home Learning Week ending 23/03/21

Phonics

Spelling

Writing


Maths

Challenge

Super challenge

Wow challenge

Reception send out weekly 'busy bee' Common words for the children to practise at home.



Helping your child at home...

Some useful websites:

<https://www.phonicsplay.co.uk/>

<https://www.busythings.co.uk/>

<http://www.ictgames.com/>

For more detailed information on reading and phonics, see our school website.

Happy reading!



WEST HOVE
INFANT SCHOOL

Adverse Weather Procedures | Safeguarding/Child Protection | Vacancies | Contact us | Accessibility

Search the site

About the school | News | Events | Our Curriculum | Children | Parents | Governors | Community

Our Curriculum

Learning and Teaching at West Hove Infants
Curriculum Drivers
Curriculum Map
Termly Overviews
Subject Overviews
Subject Portfolios
Creative and Critical Thinking
Our Learning Model
Reading and Phonics
Maths Mastery
Personal, Social and Health Education
Positive Behaviour and Anti-Bullying
Assessment
Links for Home Learning

Reading and Phonics

Reading

At West Hove Infant School we aim to nurture in the children a love of literature and language and the confidence to continue reading and writing throughout their lives. Children have access to a wide range of fiction and non-fiction books, as well as books which are sorted into colour coded bands, and are expected to read and share stories daily. They will be supported to read regularly throughout the day through all subjects and are taught not only to decode text but also to interpret and understand it. Guided reading sessions happen daily in every class and year group. All children have a Reading Diary which parents / carers can complete to show that their child has read or shared a book at home. We deploy teaching support staff and parent volunteers to support with reading in school. In addition, we run an intervention programme for those children who need extra 'catch-up' support.



Phonics

Phonics is a way of teaching children to read and write. It is the ability to hear, identify, and manipulate sounds and understand the link between the sound (phoneme) and the way it is written (grapheme). We teach children to apply phonic knowledge as a first approach to reading.

At West Hove Infant School we teach phonics through high quality, systematic daily lessons with a range of opportunities for children to practise and apply their learning. We follow the Letters and Sounds programme, supplemented by Jolly phonics resources, actions and songs. Letters and Sounds is a phonics programme in which individual letters or letter sounds are 'blended' to form groups of letters or sounds, and those groups are then blended to form complete words.

Children are also taught to read and spell 'tricky words' – words with spellings that are unusual. These include the words 'to', 'was', 'said' and 'the'. 'Tricky words' are ones that we can't sound – so these words just

Quick links

Connaught Road Site	>
School Road Site	>
Term Dates	>
School Meals and Lunchtimes	>